



MG

DLC  
Coating

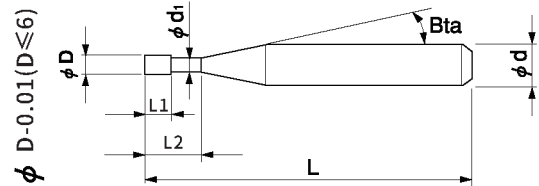
  
30
SD  
0-0.005

Highly recommend ★ ○ ○  
/Recommend/Suggest

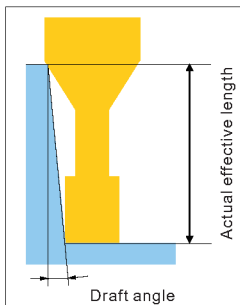
DIE STEEL	Grade
Carbon steels (S45C/S55C)	
Alloy steels (SK/SCM/SUS)	
Prehardened steels (NAK/HPM)	
Hardened steels (~55/~60/~70HRC)	
SPECIAL MATERIAL	
Aluminum alloys	
Graphite	
Copper	
Plastics	
Tungsten copper	★
Carbon fiber	
Titanium alloys	
Heat resistant alloys	
Cemented carbide	
Hard brittle (non-metallic) material	

## Specialty

- \* Ultra-fine micro-particles tungsten steel raw materials developed for tungsten copper;
- \* The special flute design and coating achieve high surface finish and ultra-long life of tungsten copper material.



The shank taper angle shown is not an exact value and to avoid contact with the workpiece, we recommend the user controls the precise value of this angle. Shank taper angle should not make contact with the workpiece.



## Total 31 models

Unit (mm)

Model Number	D Outside Diameter	L1 Length Of Cut	L2 Effective Length	Bta Shank Taper Angle	L Overall Length	T Number Of Flutes	d Shank Diameter	In Stock
CGLS2-002010	0.2	0.4	1	15°	50	2	4	○
CGLS2-002015	0.2	0.4	1.5	15°	50	2	4	○
CGLS2-003015	0.3	0.6	1.5	15°	50	2	4	○
CGLS2-003020	0.3	0.6	2	15°	50	2	4	○
CGLS2-004020	0.4	0.8	2	15°	50	2	4	○
CGLS2-004040	0.4	0.8	4	15°	50	2	4	○
CGLS2-004060	0.4	0.8	6	15°	50	2	4	○
CGLS2-005020	0.5	1.0	2	15°	50	2	4	○
CGLS2-005040	0.5	1.0	4	15°	50	2	4	○
CGLS2-005060	0.5	1.0	6	15°	50	2	4	○

Next page ➡

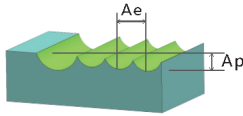
Model Number	D Outside Diameter	L1 Length Of Cut	L2 Effective Length	Bta Shank Taper Angle	L Overall Length	T Number Of Flutes	d Shank Diameter	In Stock
CGLS2-006020	0.6	1.2	2	15°	50	2	4	○
CGLS2-006040	0.6	1.2	4	15°	50	2	4	○
CGLS2-006060	0.6	1.2	6	15°	50	2	4	○
CGLS2-006080	0.6	1.2	8	15°	50	2	4	○
CGLS2-006100	0.6	1.2	10	15°	50	2	4	○
CGLS2-010040	1.0	2	4	15°	50	2	4	○
CGLS2-010060	1.0	2	6	15°	50	2	4	○
CGLS2-010080	1.0	2	8	15°	50	2	4	○
CGLS2-010100	1.0	2	10	15°	50	2	4	○
CGLS2-010120	1.0	2	12	15°	50	2	4	○
CGLS2-010160	1.0	2	16	15°	50	2	4	○
CGLS2-010200	1.0	2	20	15°	50	2	4	○
CGLS2-015060	1.5	3	6	15°	50	2	4	○
CGLS2-015100	1.5	3	10	15°	50	2	4	○
CGLS2-015160	1.5	3	16	15°	50	2	4	○
CGLS2-015200	1.5	3	20	15°	50	2	4	○
CGLS2-020080	2.0	4	8	15°	50	2	4	○
CGLS2-020100	2.0	4	10	15°	50	2	4	○
CGLS2-020120	2.0	4	12	15°	50	2	4	○
CGLS2-020160	2.0	4	16	15°	50	2	4	○
CGLS2-020200	2.0	4	20	15°	50	2	4	○

\*New size added from this series.

○ Stocked items.

2 Flutes

Long Neck Square



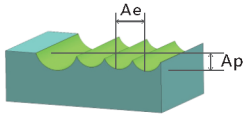
## Processing Parameters

Work Material		Tungsten Copper	
(mm) Diameter	(mm) Effective Length	(min-1) Speed	(mm/min) Feed
D 0.2	1	30000	120
D 0.2	1.5	30000	100
D 0.3	1.5	26000	120
D 0.3	2	22000	100
D 0.4	2	24000	200
D 0.4	4	18000	150
D 0.4	6	16000	100
D 0.5	2	18000	200
D 0.5	4	16000	150
D 0.5	6	15000	100
D 0.6	2	20000	500
D 0.6	4	16000	200
D 0.6	6	16000	150
D 0.6	8	14000	100
D 0.6	10	14000	80
D 1.0	4	12000	800
D 1.0	6	10000	600
D 1.0	8	9000	300
D 1.0	10	8000	120
D 1.0	12	8000	100
D 1.0	16	7000	80
D 1.0	20	7000	60
D 1.5	6	11000	1000
D 1.5	10	9000	600
D 1.5	16	8000	300
D 1.5	20	7000	100
D 2.0	8	10000	1500
D 2.0	10	9000	1000
D 2.0	12	9000	800
D 2.0	16	8000	600
D 2.0	20	7000	300

Note:

\*Decrease both spindle speed and feed rate proportionally when the milling parameters exceed the machine's maximum spindle speed;

\*Recommend using a non-contact measuring device to avoid damaging the precision tip point.



## Processing Parameters

Work Material		Tungsten Copper	
(mm) Diameter	(mm) Effective Length	(min-1) Speed	(mm/min) Feed
D 0.2	1	30000	120
D 0.2	1.5	30000	100
D 0.3	1.5	26000	120
D 0.3	2	22000	100
D 0.4	2	24000	200
D 0.4	4	18000	150
D 0.4	6	16000	100
D 0.5	2	18000	200
D 0.5	4	16000	150
D 0.5	6	15000	100
D 0.6	2	20000	500
D 0.6	4	16000	200
D 0.6	6	16000	150
D 0.6	8	14000	100
D 0.6	10	14000	80
D 1.0	4	12000	800
D 1.0	6	10000	600
D 1.0	8	9000	300
D 1.0	10	8000	120
D 1.0	12	8000	100
D 1.0	16	7000	80
D 1.0	20	7000	60
D 1.5	6	11000	1000
D 1.5	10	9000	600
D 1.5	16	8000	300
D 1.5	20	7000	100
D 2.0	8	10000	1500
D 2.0	10	9000	1000
D 2.0	12	9000	800
D 2.0	16	8000	600
D 2.0	20	7000	300

Note:

\*Decrease both spindle speed and feed rate proportionally when the milling parameters exceed the machine's maximum spindle speed;

\*Recommend using a non-contact measuring device to avoid damaging the precision tip point.

2 Flutes

Long Neck  
Square